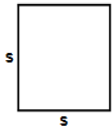





- 1) Find area of square having each side (s) equals 838 cm



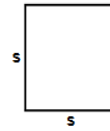
Answer: _____

- 2) Find area of square having each side (s) equals 653 in



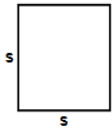
Answer: _____

- 3) Find area of square having each side (s) equals 105 ft




Answer: _____

- 4) Find area of square having each side (s) equals 669 ft



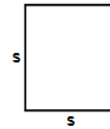
Answer: _____

- 5) Find area of square having each side (s) equals 468 m



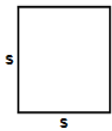
Answer: _____

- 6) Find area of square having each side (s) equals 773 m




Answer: _____

- 7) Find area of square having each side (s) equals 625 in



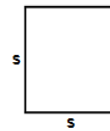
Answer: _____

- 8) Find area of square having each side (s) equals 443 m



Answer: _____

- 9) Find area of square having each side (s) equals 227 m



Answer: _____

- 10) Find area of square having each side (s) equals 849 cm



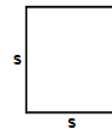
Answer: _____

- 11) Find area of square having each side (s) equals 408 cm



Answer: _____

- 12) Find area of square having each side (s) equals 993 in



Answer: _____

- 13) Find area of square having each side (s) equals 791 m



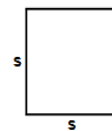
Answer: _____

- 14) Find area of square having each side (s) equals 593 ft



Answer: _____

- 15) Find area of square having each side (s) equals 691 m



Answer: _____

Name: _____

October 28, 2021

MATHS WORKSHEET


GENERATOR

11-PLUS
SATS
GCSES



Sr: 28102021-2405


16)



Find area of square
having each side (s)
equals 180 m

Answer: _____

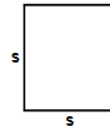
17)



Find area of square
having each side (s)
equals 873 cm

Answer: _____


18)



Find area of square
having each side (s)
equals 142 ft

Answer: _____

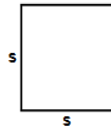
19)



Find area of square
having each side (s)
equals 975 in

Answer: _____

20)



Find area of square
having each side (s)
equals 439 cm

Answer: _____

Total: ____ / 20

Name: _____

October 28, 2021

Sr: 28102021-2405

MATHS WORKSHEET

GENERATOR

11-PLUS
SATS
GCSES



Answers:

- | | | | | | | |
|-------------|-------------|--------------|--------------|--------------|--------------|--------------|
| 1) 702244cm | 2) 426409in | 3) 11025ft | 4) 447561ft | 5) 219024m | 6) 597529m | 7) 390625in |
| 8) 196249m | 9) 51529m | 10) 720801cm | 11) 166464cm | 12) 986049in | 13) 625681m | 14) 351649ft |
| 15) 477481m | 16) 32400m | 17) 762129cm | 18) 20164ft | 19) 950625in | 20) 192721cm | |